

2023 P6 Foundation English Sharing

General Information &
Strategies Sharing






Table of contents



01


Exam Format

02

Components of Paper 1 – 4

Strategies for each component





01

Examination Format


Examination Format

Paper	Component	Item Type	Marks	Weighting	Duration
1	• Situational Writing	OE	10	26.7%	1 h 10 min
	• Continuous Writing	OE	30		
2	Language Use and Comprehension	OE/MCQ	60	40%	1 h 20 min
3	Listening Comprehension	MCQ	20	13.3%	About 35 min
4	Oral Communication	OE	30	20%	About 10 min (5 min preparation time; about 5 min examination time)

02

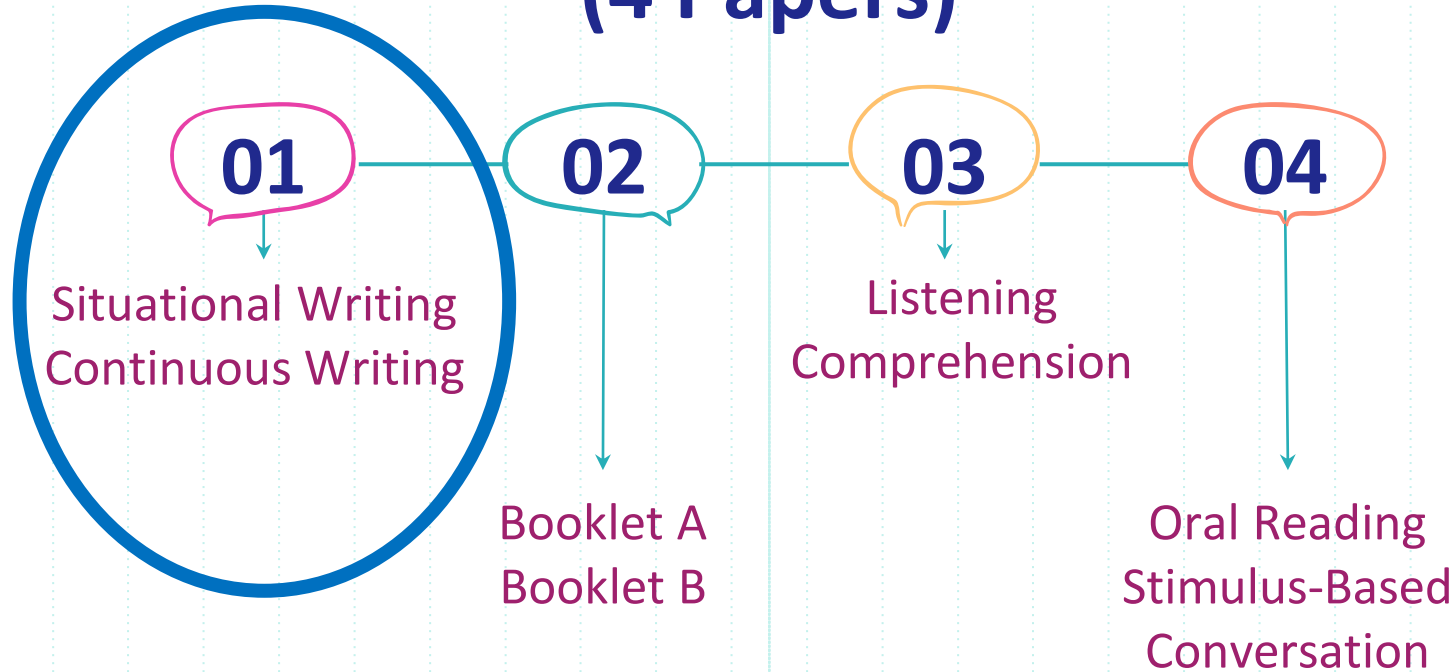

Components of Paper 1 – 4

Strategies for each component





English Language Examination (4 Papers)



Paper 1 - Situational Writing [10 marks]



To do well, students need to show understanding of:

Purpose (Why)

- Ensure that the task listed in the text box is fulfilled

Audience (Who)

- The writer and the recipient
- Tone (formal or informal)


Context (What)

- The situation differs depending on the relationship or circumstance

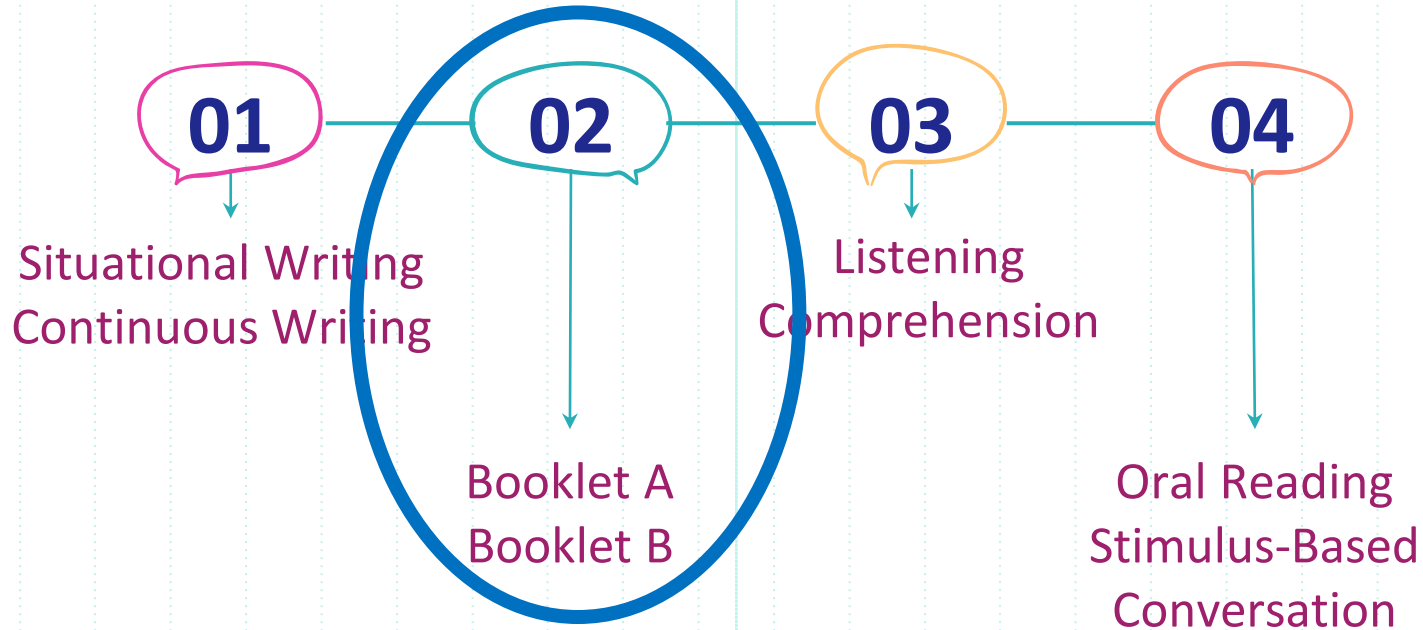

Paper 1 - Continuous Writing [30 marks]

When writing, it is important for students to:

- ◆ Plan and remember to have paragraphing
- ◆ Have a good introductions
- ◆ Have a proper ending
- ◆ Describe people, places, things, emotions
- ◆ Use proper and simple sentence structure
- ◆ Make use of the suggested vocabulary given
- ◆ Use punctuation effectively (Start a sentence with a capital letter and ending it with a '.', '?' or '!')



English Language Examination (4 Papers)



Paper 2 - Language Use and Comprehension [Booklet A & B - 60 marks]

- Read the questions carefully and look out for clues in MCQs
- Pay attention to details for form filling section. Check spelling
- For comprehension, read the text, highlight the key words in the questions and look for these key words in the text to locate the answers.



Identification of Contextual Clues

Grammar MCQ

hope you will do the housework by _____, Mrs Lim said to Susan and her ^{plural} sister.

- (1) yourselves
- (2) ourselves
- (3) yourself
- (4) herself

Vocabulary MCQ

Jenny was _____ by her teacher for being a helpful student.

- (1) approved
- (2) cherished
- (3) welcomed
- (4) commended

Cloze Passage

Sally was a new student. Her teacher appointed Amrita to be her buddy to



_____ her adapt to the new school environment.

(46)


Comprehension

The next morning, Mrs Sim woke her husband up saying, "Time to wake up. I made a surprise breakfast for you!" Upon hearing that, Mr Sim jumped out of bed quickly to get ready for breakfast. He hurried to the kitchen and saw his breakfast on the table. It was still a sandwich. Expecting a nice surprise in the sandwich, he took a big bite excitedly. "There is nothing in it," he said as he gave his wife a puzzled look. Then she replied with a big grin, "SURPRISE!"

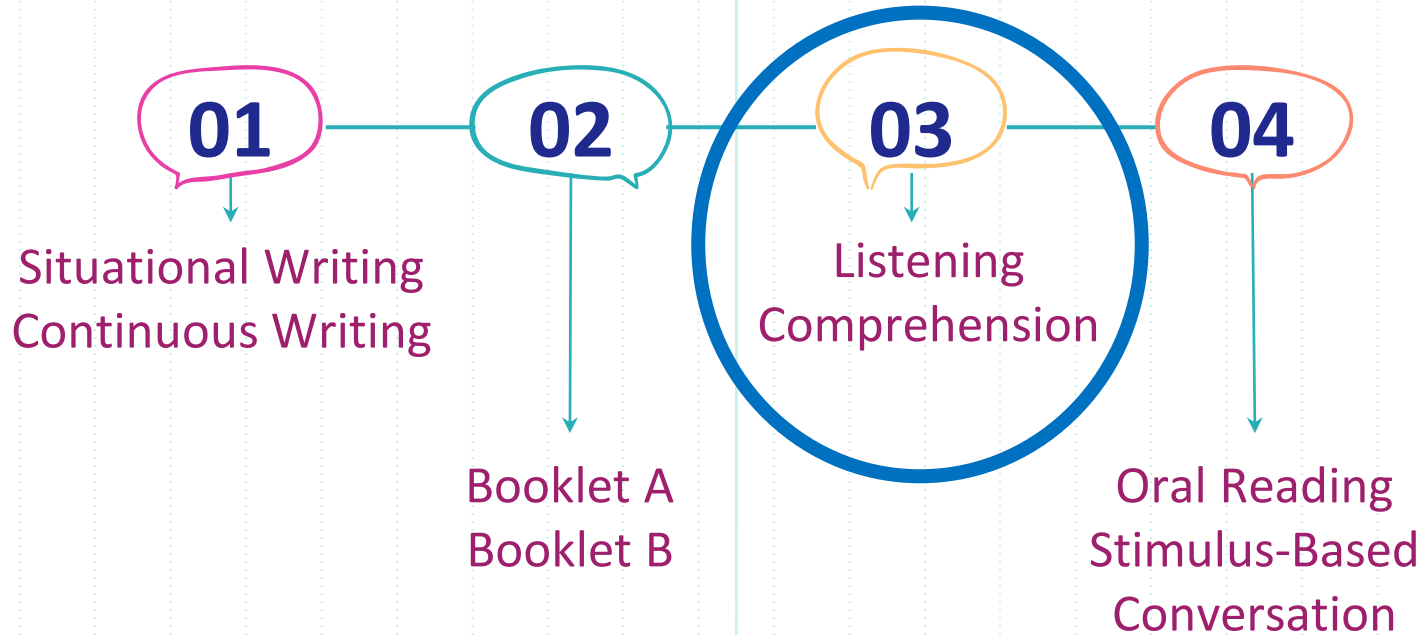

List two things Mr Sim did which showed he was excited when he heard about the surprise breakfast. [2m]

(i) _____

(ii) _____



English Language Examination (4 Papers)



Paper 3 - Listening Comprehension [20 marks]

Students will:

- identify keywords in the questions before the text is read
- listen to a variety of texts read and
- response to 20 Multiple Choice Questions



Identification of Keywords

Listening Comprehension

TEXT 6

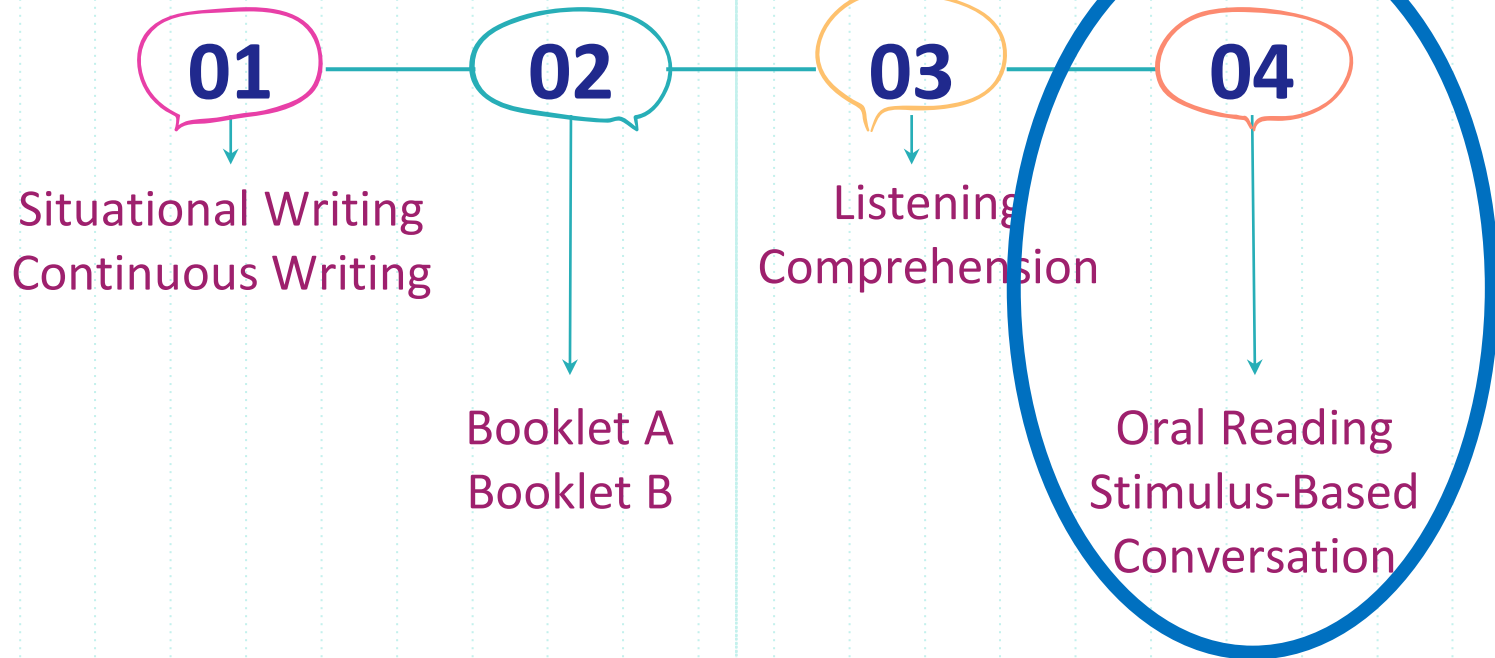
15 The garden is located at the top of a _____.

- (1) shopping centre
- (2) carpark
- (3) school

16 All the plants in the garden are _____.

- (1) used as ingredients for cooking
- (2) cared for by residents in the estate
- (3) **sold for money to be donated to charity**

English Language Examination (4 Papers)



Paper 4 - Reading [10 marks]

An assessment of the student's ability to:


- Pronounce each word and articulate the sentences clearly.
- Read fluently with appropriate expression and rhythm.



Paper 4 – Stimulus-Based Conversation [20 marks]

PEEE strategy as a guide to respond to the question prompts:

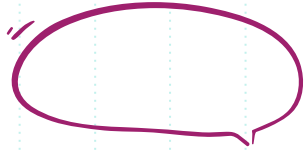
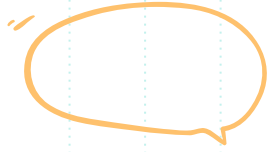
- Personal Response (e.g. Yes I agree or Yes I would like to... or I would choose....)
- Explain your response
- Elaborate on your response
- Share a personal Experience (if possible)




Parent's Support for Oral

- Practice reading daily with focus on pronunciation, rhythm and intonation.
- Engage your child in conversations. Get your child to give reasons for their responses and provide justifications to their response.
- Read the newspapers and/or watch the news with your child and discuss current affairs with them.





A Few Final Words



Language is about the experience.
It is the toughest subject to master.

Please throw away the myth that we do not
have to study for it.

Mastering it requires many skills. Hence, the
process. What matters is not the amount of
work given BUT the process that goes into
acquiring these skills.



Thank you for your support!

